


**Oak
National
Academy**

Getting started with **Aila**

A guide with example prompts



Introduction

We've designed Aila to support you with the heavy lifting of lesson planning and resource creation but wanted to make sure that **you, as the teacher and expert**, stay in the driving seat.

Aila is designed to be flexible: to enable you to design tailor-made lessons and teaching materials that are really well suited for your pupils. You may choose to use the whole lesson that you create, or maybe you'll just want to use certain parts of it, such as the quizzes or the practice tasks.

Aligned to the national curriculum

Aila has been designed for UK schools so that it produces content aligned to the national curriculum in England. We've written a very detailed prompt (the set of instructions that tells Aila how to create a great lesson) and have worked hard to remove any americanisms from the lessons that you plan.

Safety as a priority

Ensuring content is safe and appropriate to use in your classroom is critical, especially in an educational context. We've built Aila its own helper – a content moderation agent – which works independently to review the content Aila produces to ensure it is safe to use.

Some content, although fully appropriate, may include themes that need sensitive handling. When this happens, Aila provides a warning to flag the nature of the topic so that you can approach it with care. You can find out more about Aila's safety guardrails and moderation categories in [our blog](#) and [Help Centre](#).

Built for teachers

Aila is still in development and we're continuing to make improvements, so we really appreciate your feedback. If you have any questions or feedback, don't hesitate to contact us at help@thenational.academy, or click on the feedback button within Aila.

How to get started









Sign up for your free account by heading to labs.thenational.academy.

From there, you can choose to create a full lesson, or enhance a lesson you've already planned with a range of teaching materials.

You can also [explore example lessons](#) created with Aila by teachers like you to see what's possible.

Create a lesson with AI

Aila will guide you step-by-step to create and download a tailor-made lesson, including:

-  1 lesson plan 
-  1 slide deck 
-  2 quizzes 
-  1 worksheet 

Create a lesson →

Create teaching materials with AI

Enhance lessons with a range of teaching materials, including:

- Glossaries
- Comprehension tasks
- Quizzes

Create teaching materials →

Creating a lesson

If you've chosen to create a lesson with AI, you simply need to type the subject, key stage and lesson title that you want to plan.

What do you want to teach?

Plan a key stage 2 science lesson on adaptations



With Aila, you will work through **ten sections** to complete your lesson:

1. **Lesson details:** the key stage, subject and lesson title
2. **Learning outcome:** an 'I can...' statement that shows pupils what they will learn in the lesson
3. **Learning cycle outcomes:** learning cycles break down learning into key concepts linked to the learning outcome
4. **Prior knowledge:** statements describing the prior knowledge pupils need to access the lesson
5. **Key learning points:** the knowledge pupils will learn in the lesson
6. **Misconceptions:** common misunderstandings and ways to address them
7. **Keywords:** core vocabulary pupils will learn in the lesson
8. **Starter quiz:** activating and checking prior knowledge
9. **Learning cycles:** each one includes an explanation, checks for understanding, practice tasks and feedback
10. **Exit quiz:** assessing knowledge from the lesson

Making changes

You can ask for changes at each stage of the planning process – such as adding or removing content, lowering the reading age, or even changing contexts to suit your school’s location.

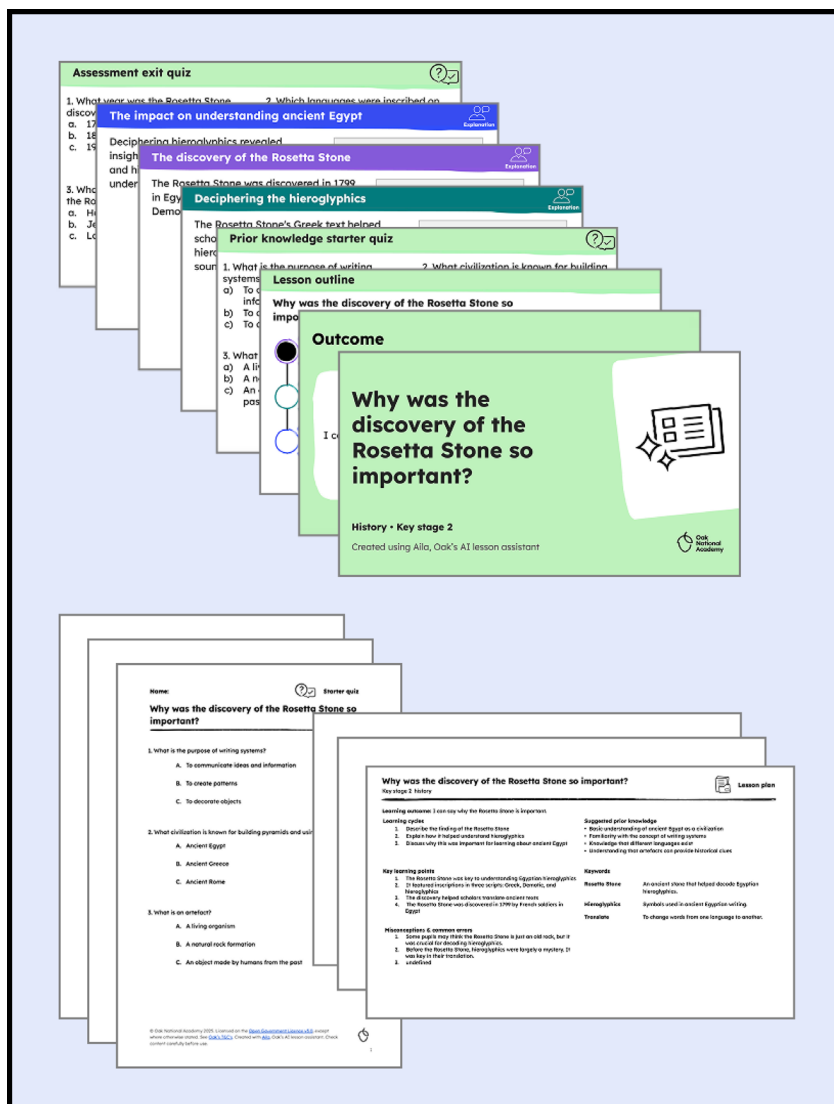
Click on the ‘modify’ option on the right screen to make these changes, or ask for your change in the chat. We’ve included suggested prompts for you to try on page 8.

Are the learning outcome, learning cycles, prior knowledge, and key learning points appropriate for your pupils? If not, suggest an edit. Otherwise, tap **Continue** to move on to the next step.

🔄 Retry ⚠️ Report

Continue

Type your response here



Downloading resources

Once you’ve finished the planning process and you are happy with the content, you’ll be able to download the materials you’ve created for the lesson.

Downloads include a lesson plan, slide deck, worksheet, and quizzes, as well as any additional materials you’ve generated.

We don’t currently include images in our AI lessons, but you can add your own once downloaded.

Creating teaching materials

Create teaching materials with AI

Enhance lessons with a range of teaching materials, including:

- Glossaries
- Comprehension tasks
- Quizzes

Create teaching materials →

To create teaching materials for a lesson you've already planned, click 'create teaching materials' and select the resource you'd like to create.

From here, you just need to provide Aila with details of your lesson including the year group, subject and lesson title or learning outcome.

Step 1 of 4

Select teaching material

Choose the downloadable resource you'd like to create with Aila for your lesson.

- ☐ **Glossary**
Lesson vocabulary with pupil friendly definitions
- ☐ **Comprehension task**
Comprehension text with accompanying questions
- ☐ **Starter quiz**
Multiple choice questions to check pupils' prior knowledge
- ☐ **Exit quiz**
Multiple choice questions to check what pupils have learnt in the lesson

Suggested prompts

Give these a try to see what you can create with Aila...



Learning outcomes and learning cycles

- "Make my first learning cycle a recap of the prior knowledge, update the other cycles to reflect this"
- "Can you base my lesson in [location]?"
- "Can you base my lesson on the theme of [X]?"

Starter and exit quizzes

- "Can you change question 2 to a question about [topic]?"
- "Can you swap question 2 and 3 around?"

Explanation

- "Can you be very specific about what I should say in my explanation?"
- "Can you break my explanation down into smaller chunks?"
- "Can you include some examples and non-examples in my explanation?"
- "Can you turn my explanation into a story?"
- "Can you base my explanation on [specific example]?"
- "Can you include a morphology explanation for [keyword] in [learning cycle]?"
- "Can you include explicit vocabulary instruction in [learning cycle] of [keyword]?"
- "Can you include models or manipulatives to explain [key learning point]?"

Practice

- “Can you break my practice task down into three short tasks?”
- “Can you change my practice task into a practical activity?”
- “Can you add sentence stems to my practice task(s)?”
- “Can you add a word bank to my practice task(s)?”
- “Can you include a cloze procedure into my practice task?”
- “Can you include a comprehension task and questions into my practice task?”
- “Can you make the practice task something that requires less reading?”
- “Can you make the practice task more interactive/practical?”
- “Can you include more reading activities in the practice tasks?”
- “Can you suggest the paragraph/text that you want pupils to analyse?”
- “Can you give a practice task that promotes discussion and oracy with sentence stems?”
- “Can you include a role play as my practice task in the second learning cycle?”

Feedback

- “Can you include a model example?”
- “Can you include a range of model examples to show how a pupil could have met the learning outcome?”

Additional materials

- “Can you translate my keywords in my additional materials? Include the English word with the definition and the [insert language] word with the definition”
- “Can you make a list of the cross curricula links between this lesson and other subjects in the additional materials?”
- “Can you include a narrative for my explanations in the additional materials?”
- “Can you include a list of the national curriculum points that this lesson meets including the subject?”
- Can you write me a song or a poem about this lesson to use with pupils throughout the week?
- “Can you suggest a homework task/project in the additional materials?”
- “Can you give a list of equipment that I will need in my lesson?”
- “Can you give me a instructions for my practical in the additional materials?”
- Can you give me a list of discussion questions and sentence starters to help me scaffold discussion in the classroom?
- Can you give me a teacher tip in the additional materials?
- Can you give me a list of common exception words included in the lesson?
- Can you give me some examples of other practise tasks that I can use across the week to embed the learning?

